

PROJECT TITLE

# **FIX A BICYCLE CONTEST**

LEARN – FIX -- WIN  TRAIN – MAKE YOUR TEAM WIN -- WIN

NAME OF THE ENTRANT

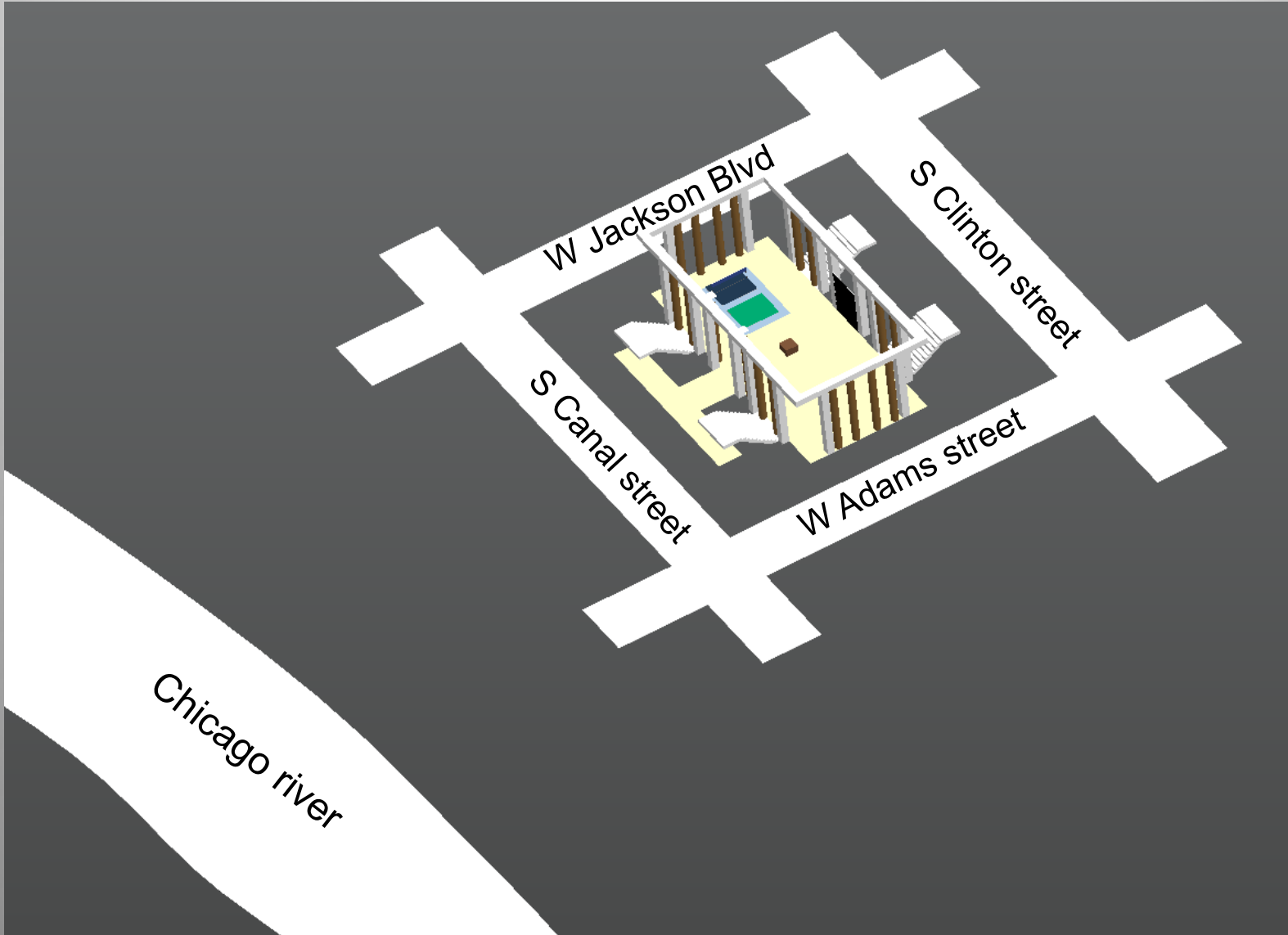
**BALAJI THANGAVELU**

# **SITE AND STAGE DETAILS**

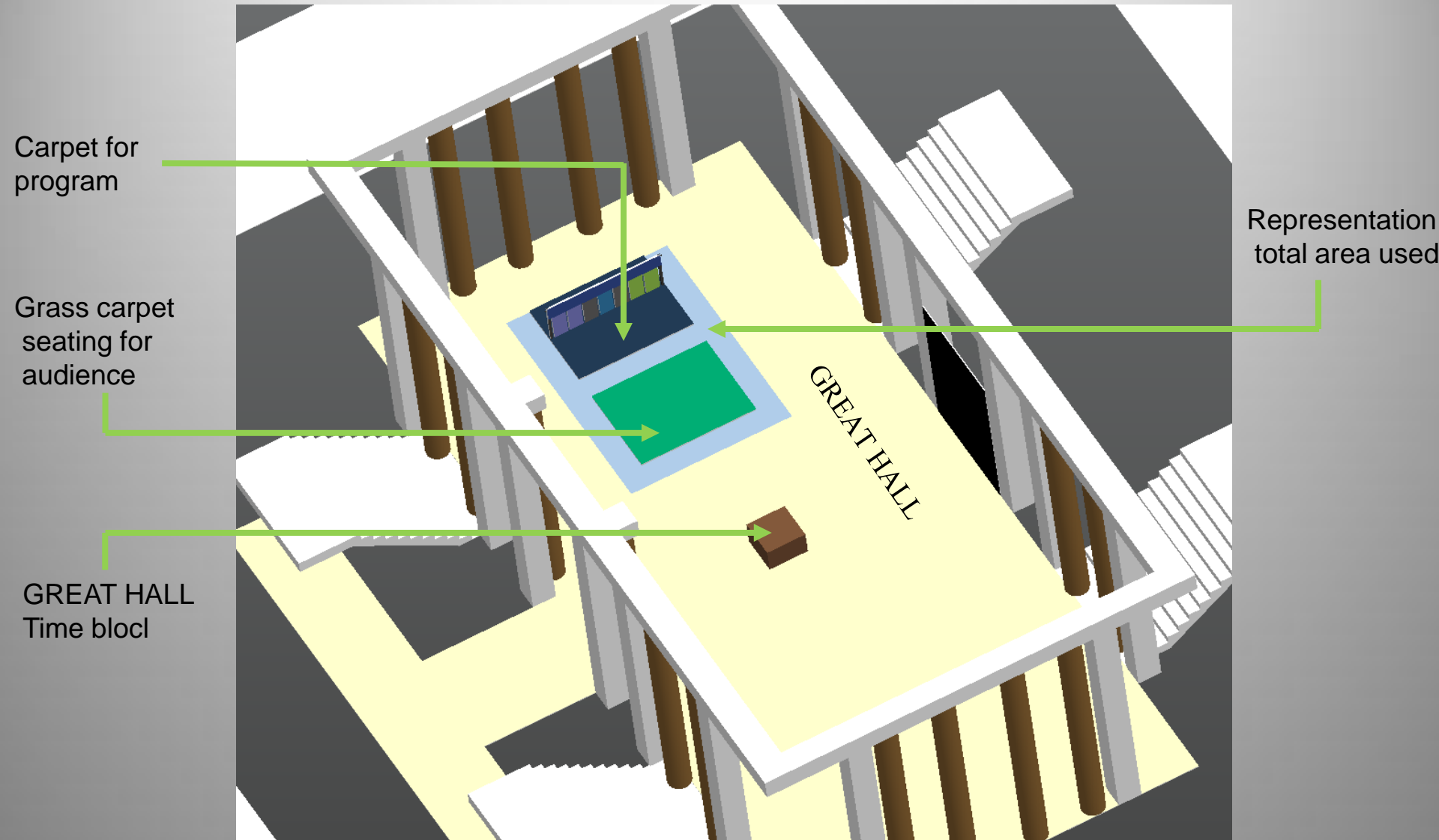
NAME OF THE SITE

**GREAT HALL LOCATED IN HEAD HOUSE**

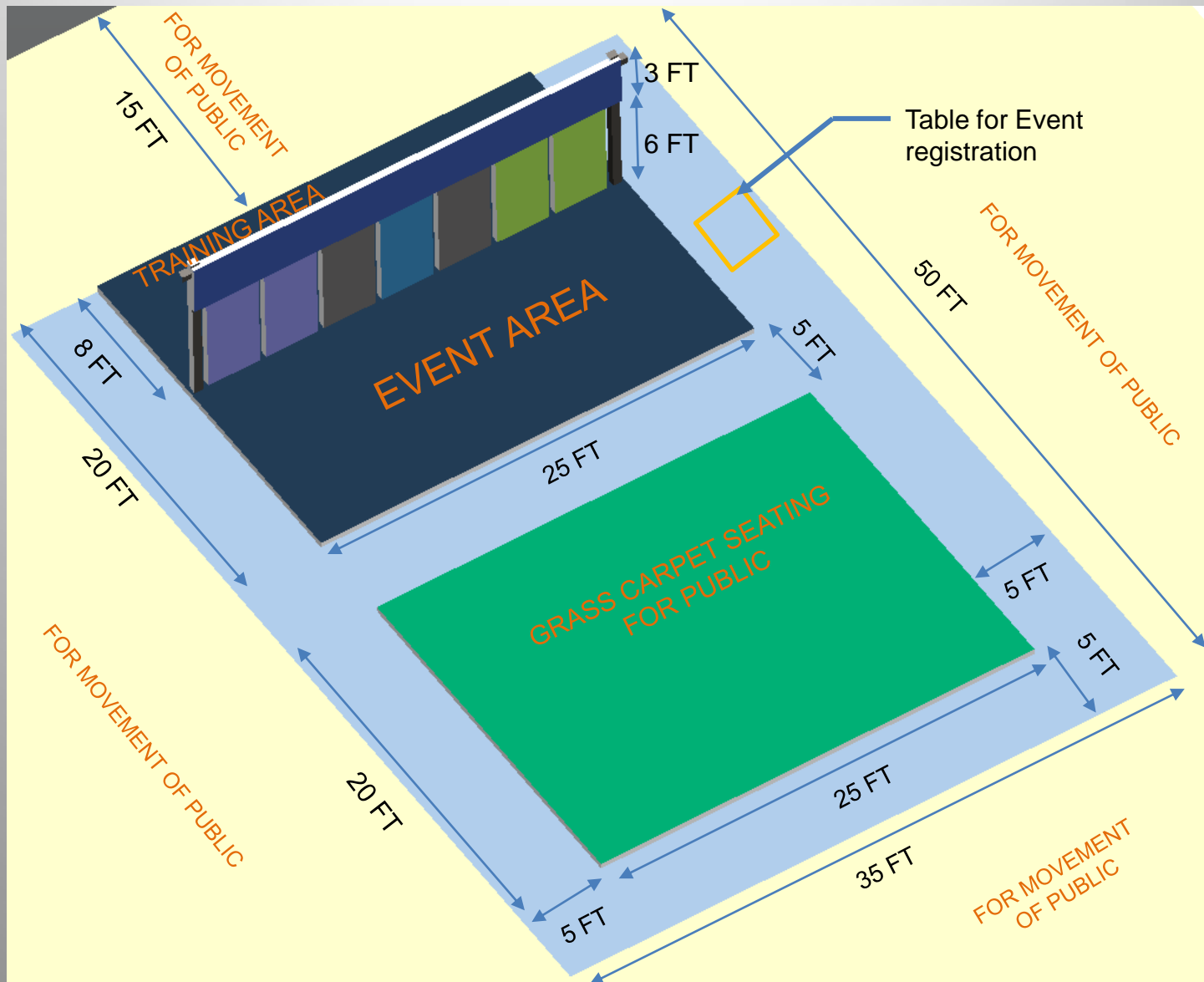
# EAGLE'S VIEW OF THE GREAT HALL INTERIOR STRUCTURE



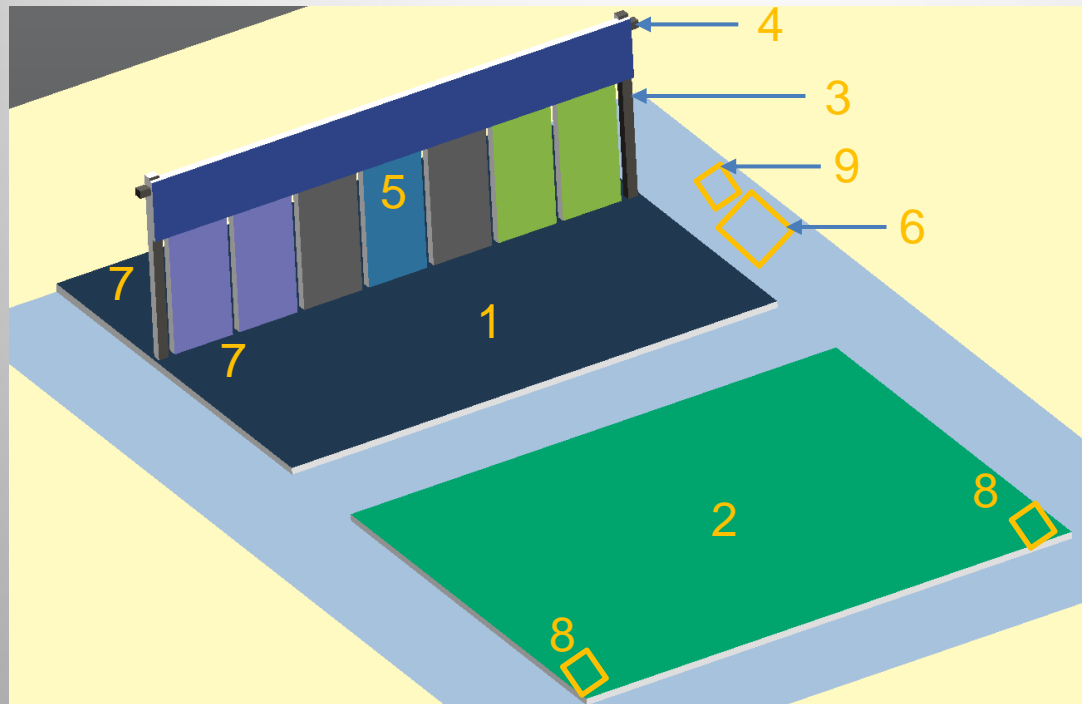
# CLOSER VIEW OF GREAT HALL



# EVENT AREA DIMENSIONS



# CONSTRUCTION AND DE-CONSTRUCTION OF THE SITE



## CONSTRUCTION

- Step 1. Getting all the equipment's to the event site from the trailer used for transportation
- Step 2. Spread Event area carpet 25 ft X 20 ft
- Step 3. Spread grass carpet 25 ft X 20 ft for seating of viewers
- Step 4. Position the Simple standing poles with two legs at front and back
- Step 5. place the horizontal pole on the hooks of standing pole
- Step 6. Tie all flex banners to the horizontal pole
- Step 7. Placing the registration table
- Step 8. Placing the cycle equipment's at training and event area.
- Step 9. Placing 2 mild speaker boxes wired through carpet.
- Step 10. Getting plugged the sound systems central unit from great halls plug connection
- Step 11. Carpeting the wiring route if the wiring crosses the public use area.

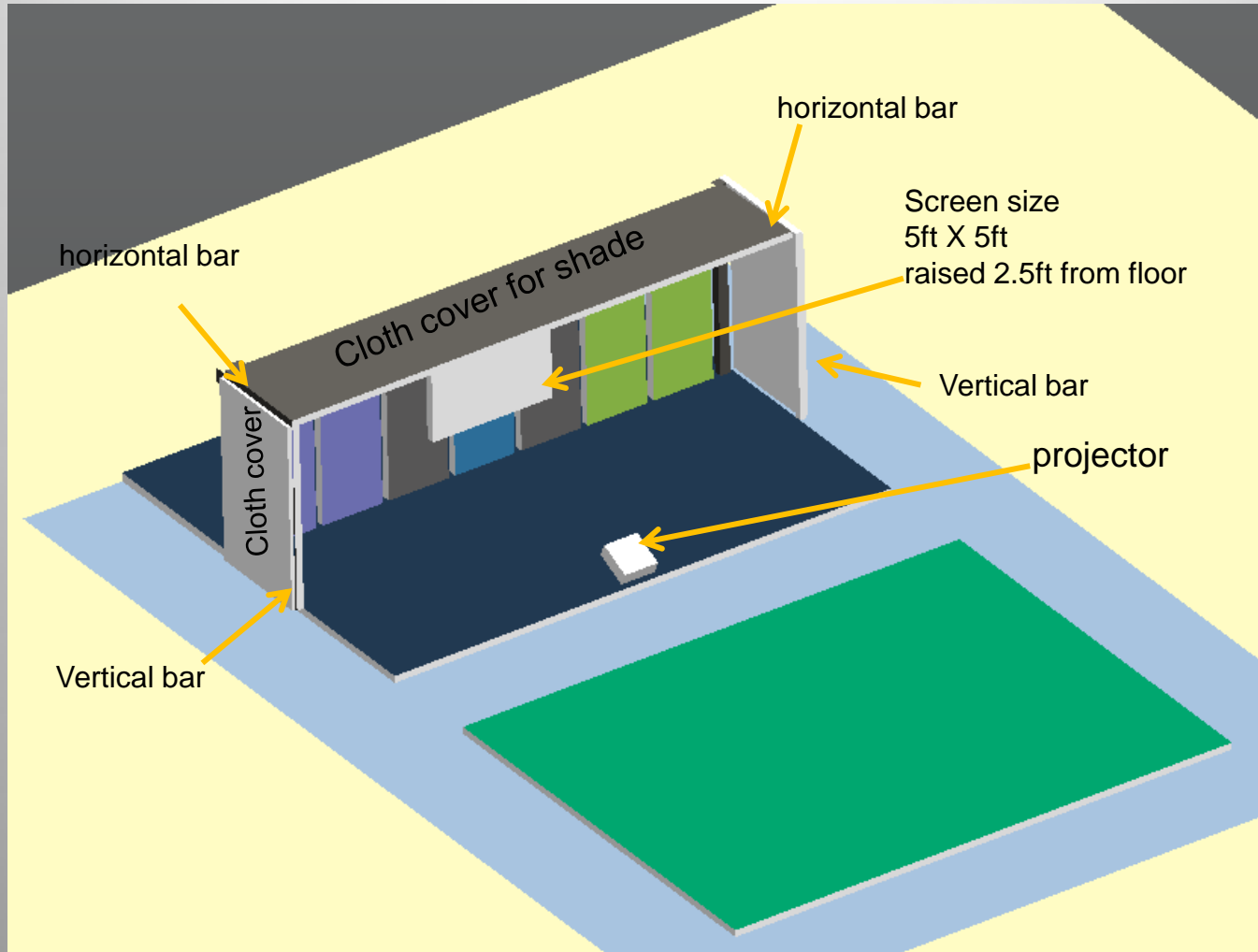
## **DE- CONSTRUCTION**

- Step 11. Un-plugged the sound systems central unit from great halls plug connection
- Step 10. Un-Carpet the wiring route at public use area and roll up the wires.
- Step 9. Take of the wires and pack the 2 mild speaker boxes
- Step 8. Pack the cycle equipment's from training and event area.
- Step 7. Fold of the registration table and chair
- Step 6. Un-Tie all flex banners to the horizontal pole
- Step 5. Remove the horizontal pole from the hooks of standing pole
- Step 4. move out the standing poles and all equipment's from carpet area.
- Step 3. Un-spread viewers grass carpet 25 ft X 20 ft
- Step 2. Un-spread the event area carpet 25 ft X 20 ft
- Step 1. Getting all the packed equipment's from the event site to the trailer for transportation

## **SECURING THE EQUIPMENTS AT NIGHTS**

All the equipment's will be secured in the trailer at the parking area.

# ADDITIONAL ARRANGEMENT DURING LUNCH TIME (12PM TO 1.30 PM)



Historical bicycle movies will be played during lunch hour



# PROGRAMMING IDEA OVER VIEW

To get the people the experience of fixing a bicycle and making an attachment towards cycling.

- Our team will have two bicycle experts. Playing the role as trainers.
- Two Teams will be formed from the audience, this is based on the enrolling in first come first serve basis (*no charges at any point in the event*).
- Each team will have 5 members(having role of 1 coordinator and 4 workman)
- Each trainer will train one team to assemble a bicycle from scrap (from package).
- Training will be 30 mins.
- After training the contest will start between the two teams.
- 30 mins plus additional 10 minutes total 40 minutes is the contests maximum time.
- The coordinator in the team is responsible for guiding the team, trainers will not involve in supporting their team while the contest is going on.
- Mean while the trainers will be involved in training next two teams
- One additional bicycle expert will be there to oversee the contest for safety and judging
- The team that completes fixing the bicycle will receive a cycling badge.
- The team that first completes will receive winner badge and the other will receive runner up badge.
- All the participants in the contest will receive complementary prizes.
- After each contest 30 mins will be given for the audiences to speak about their bicycle experiences at Chicago, 3-5mins will be given for each speaker.

## What about the bicycle experts in the audience?

- If bicycle experts are in the audience, they will be enrolled as trainers.
- Each of these trainers will train one team (5 member team)
- And the contest will happen between these two teams (as explained in previous slide)

## Dismantling contest

- After two bicycle assembling contest and two viewers speech.
- The assembled bikes will be dismantled
- For this, each trainer will train up one new team to dismantle and pack.
- This team will be of 3 members (1 coordinator role and 2 workman role)
- Training will be of 30 mins
- And contest will be for maximum 30 mins.
- For dismantling contest, preference will be for people who don't have an experience in cycling

## PUBLIC ENGAGEMENT

1. There will be two sessions, Morning and After noon
2. Morning session will have 2 assembling contest and 2 public speech (each 30 mins)
3. 10 persons will get engaged in each assembling contest and 6 people will have chance to give their speech in each 30 min speech.
4. Summing up all  $10*2 + 6*2 = 32$  persons for morning session can have direct hands in the event.
5. Afternoon session will have 2 dismantling contest and 2 assembling contest and 2 public speeches (each 30 mins).
6. 10 persons will get engaged in each assembling contest and 6 people will have chance to give their speech in each 30 min speech and 6 people will engaged in each dismantling contest.
7. Summing up all  $6*2 + 6*2 + 10*2 = 44$  persons for afternoon session can have direct hands in the event.
8. Per day 72 people can be get directly engaged with good amount of audiences viewing it.
5. Together in 10 days 720 people can get involved in it with proportional number of audience viewing it.

## Few points on Event co-ordination

- A commentator will be give live commentary on the contest (also will act as time keeper)
- Additional trainer will be overlooking the contest for safety measures
- Participants will be provided with all safety gears.
- One team mate will be at the desk for enrolling the audience.
- Participants train timings will be taken into consideration while enrolling, to avoid them missing their train.
- One person will be available to come around the audience to address their queries.

# ADVERTISEMENT FOR EVENT SPONSORS & PARTNERS

